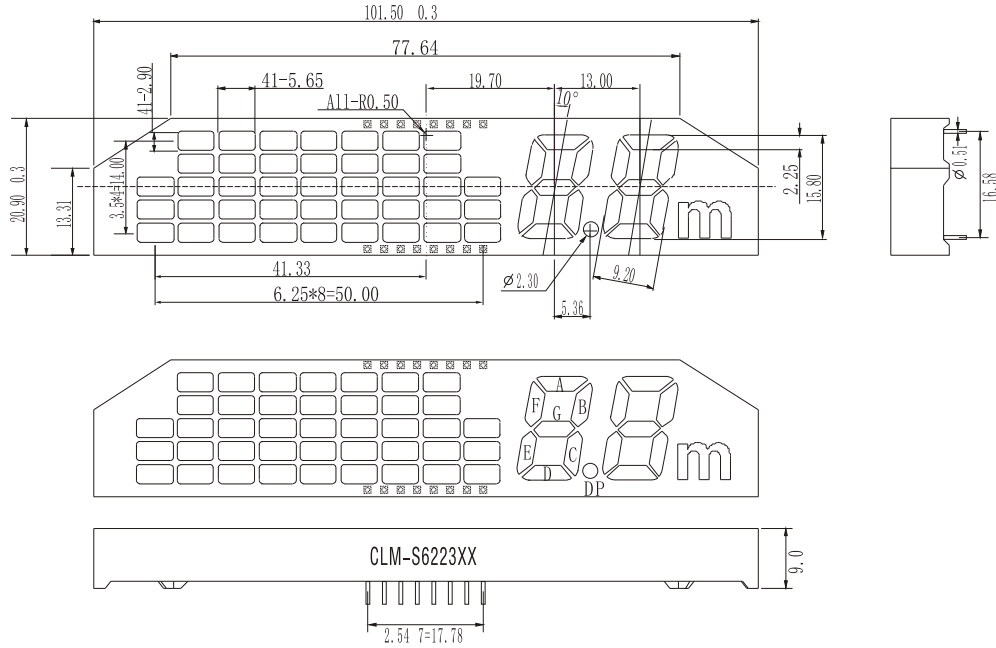


Part No.	LED Chip (Ta = +25°C)					
	Material	Emitted Color	λP (nm)	If = 20mA		
				VF (V)	Iv (mcd)	
				Typ.	Max.	Typ.

PACKAGE DIMENSION

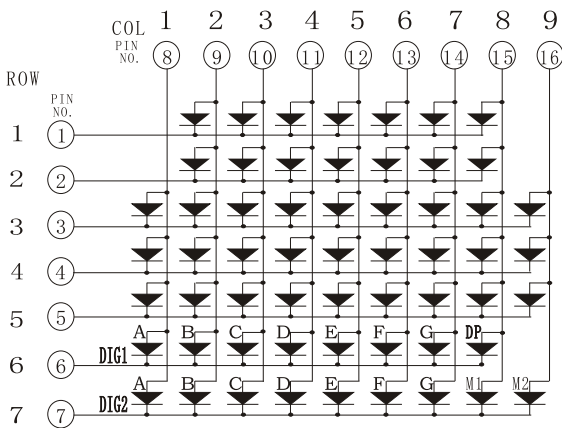
CLM-S6223Series



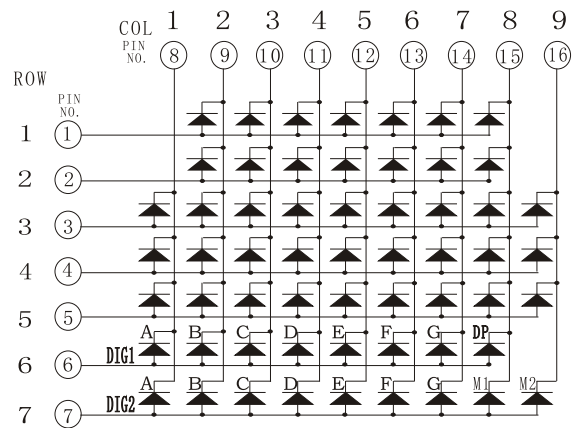
CLM-S6223XX	AlGaInP	Super Red	650	1.9	2.2	35
	AlGaInP	Yellow Green	588	1.9	2.2	32
	GaN	Green	515	3.0	3.8	65

INTERNAL CIRCUIT DIAGRAM

CLM-S6223A□



CLM-S6223B□



- Remark : 1. "△" represents Internal Circuit Feature: A, C, E...Common Cathode, B, D, F...Common Anode.
 2. "□" represents LED Emitted Color.
 3. All dimensions are in millimeters(inches), tolerance is ± 0.25mm(0.01") unless otherwise noted.
 4. All the products are RoHS-compliant
 5. Supplier will reserve authority on material change for above specification.